




 NEVER COMPROMISE ON QUALITY AND SAFETY

CARGO LIFT CATALOG

 **Schneider**TM
Lift & Escalator
Since 1992
www.asia-schneider.com 02 948 1663



*Actual Product might differ from pictures.

STANDARD CABIN FOR FREIGHT LIFT

CAR CEILING
ASC-A-01 Painted Steel
with LED downlight

CAR WALL
Painted Steel

CAR DOOR
Painted Steel

LANDING DOOR
Painted Steel

COP & HOP
304 Hairline Stainless Steel with Dot-Matrix LED Screen
and ASB-M-01 push button

CAR FLOOR
Checkered Plate

CAR CEILINGS

ASC-A-01



ASC-A-02



*Actual Product might differ from pictures.

ASC-A-01

Laminated Painted Steel
with LED Lighting and ventilation system

ASC-A-02

Integrated Painted Steel
with LED Down Lights and ventilation system

DISPLAY TYPES



DOT-MATRIX



BLUE-SEGMENT
LCD (OPTIONAL)

PUSH BUTTONS



ASB-M-01



ASB-M-02



ASB-M-03



ASB-M-04



ASB-M-05



STANDARD



OPTIONAL

*Actual Product might differ from pictures.

AS-A-HOP 01

Hairline Stainless Steel with
Dot-Matrix LCD Display

AS-A-HOP 02

Hairline Stainless Steel with
Blue-Segment LCD Display

AS-A-COP 01

Hairline Stainless Steel with
Dot-Matrix LCD Display

AS-A-COP 02

Hairline Stainless Steel with
Blue-Segment LCD Display

ASB-M-01

Round Hairline Stainless Steel
with Braille button.

ASB-M-03

Round Hairline Stainless Steel
with Braille button.

ASB-M-04

Square Hairline Stainless Steel.

ASB-M-05

Square Hairline Stainless Steel
with Braille button.

ASB-M-02

Round Hairline Stainless Steel
with Goldish background color

CAR CEILINGS

FOR CARGO LIFT



ASC-A-01




ASC-A-02

Car ceiling material : Integrated hairline stainless steel/painted steel according to car wall material with LED lighting

PVC FLOORS


ASF-G-01



ASF-G-02




ASF-G-03



ASF-M-01



ASF-M-02



ASF-A-01 (Recommend)



HANDRAILS (Optional)

ASH-M-01



ASH-M-02



ASH-M-03



ASH-M-04



ASH-M-05

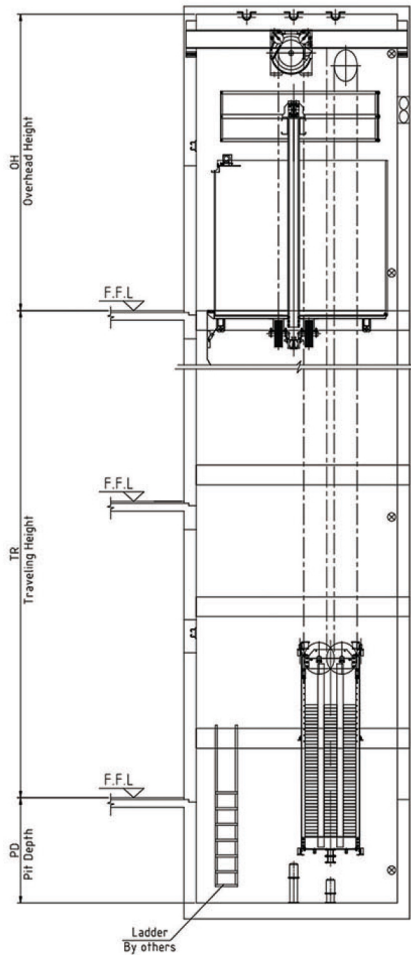


Handrail material : Hairline stainless steel

Above pictures are for reference only and may differ from actual product. All designs and specifications are subject to change without prior notice.

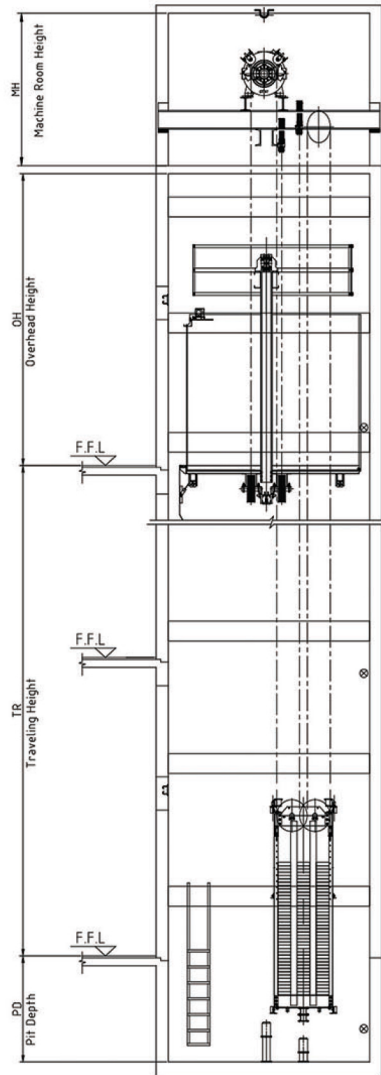
Lift Shaft-SECTION VIEW

MRL

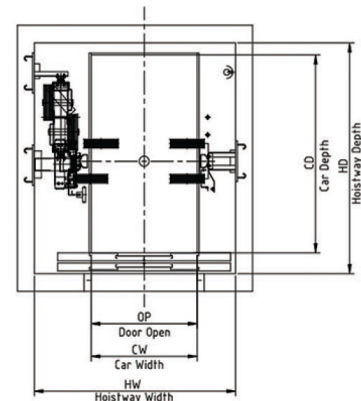


Lift Shaft-SECTION VIEW

MMR

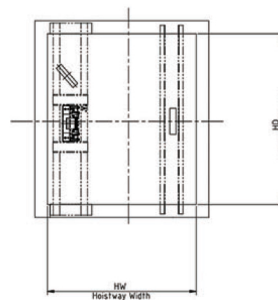


HOISTWAY PLAN



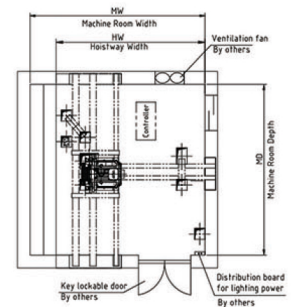
Top Landing

MRL



MACHINE ROOM PLAN

MMR



PLANNING GUIDE FOR DIMENSIONS (2000 - 4000kg)

Speed(m/s)	Max. Travel (m)	Capacity Load(kg)	Car Size	Door Opening(mm)	Std. Hoistway Size / HWxHD (mmxmm)	
			CWxCD(mmxmm)		Single Opening	Through Opening
0.5	40	2000	1500x2700	CO 1500, 4 pannels	2850x3250	2850x3300
		3000	1700x3300	CO 1700, 4 pannels	3250x3850	3250x3900
		4000	2200x3300	CO 2200, 4 pannels	3850x3850	3850x3900

PLANNING GUIDE FOR DIMENSIONS (Overhead and Pit) MRL

Capacity Load(kg)	OH (mm)	PIT (mm)	Car Clear Height (CIH) (mm)	Door Height (mm)
2000	4500	1700	2200 (without false ceiling)	2100
3000	4600	1700		
4000	4600	1700		

PLANNING GUIDE FOR DIMENSIONS (Overhead and Pit) MRA

Capacity Load(kg)	OH (mm)	PIT (mm)	Car Clear Height (CIH) (mm)	Door Height (mm)
2000	4400	1700	2200 (without false ceiling)	2100
3000	4500	1700		
4000	4500	1700		



Head Office : 363, 365 Sukhapiban 5, Tarang, Bangkhen, Bangkok 10220 Thailand

Hotline : +(66) 2 948 1663 | Tel. No.: +(66) 2 948 1025 | Fax No. +(66) 2 948 1027

Factory Address : 99/1 Moo 5, Thakanoon, Thongphaphoom, Kanchanaburi 71180 Thailand

Website : www.asia-schneider.com | E-mail : contact@asia-schneider.com