
Schneider
Lift & Escalator
Since 1992
GMV
LIFT SYSTEMS
Passenger / Hospital / Freight Lift / Dumbwaiter
MOVING PEOPLE
MOVING FORWARD
Passenger Lift

Schneider Lift & Escalator Since 1992

Milestone Roadmap

2025
Technical Co-operation with GMV
Partnership with GMV, world No.1 in Hydraulic Elevators. Service now spans every region in “Thailand”

2024
Remote Elevator Monitoring System
Launched a system that monitors the status of lifts online via computer or mobile phone

2023
MOU with Kasetsart University, Sakonnakorn
Promoting academic collaboration and technological development.

2022
MOU with Nakornphanom University
Signed a Memorandum of Understanding to further strengthen academic partnership.

2021
Door Drive
With in-house R&D, Schneider door drive was launched.



2020
MOU with Sakon Nakorn Technical College
Signed a Memorandum of Understanding to support technical education and training.

2003
Asia Schneider (Thailand) Established
Mr. Raymond, a Malaysian MD with experience at Schindler, OTIS and Toshiba, partnered with Mr. Anton of Schneider Steuerungstechnik GmbH who produced the world's first single-board microprocessor-based control system for elevators

2005
"Lisa Schneider" Trademark Registered
The Lisa Schneider trademark was officially registered, formalizing the company's brand identity.

2015
M10-9 Controller System Launched
M10-9 Controller System Launched
The new Schneider Elevator Controller System M10-9 launched — an integrated system with inverter.



2018
Schneider (Shandong) Joint Venture
Established joint venture to initiate Schneider (Shandong) Elevator Co., Ltd. with a total investment cost of more than USD 2.4 billion.





Mini Machine Room Lift



A compact mini machine-room elevator designed to maximize space efficiency. The machine room matches the hoistway area, creating a more elegant and streamlined building design.



Machine Roomless Lift



Our machine-room-less elevator combines energy efficiency, space saving, and design flexibility. It requires no machine room, saving up to 40% energy and 10% building area compared with traditional elevators.

Intelligence Product and Safety





Intelligent elevator-dispatching system

To solve the problem of efficient riding in crowded places, the intelligent group control elevator dispatching system is used to optimize the elevator operation mechanism in order to greatly shorten the waiting time and improve the operating efficiency of the buildings.

High Performance Machine

The capacity and braking torque of the new generation permanent magnet synchronous gearless machine is better than the national standard requirements. It ensures reliable operation of the elevator.



Why Choose Us.

Environmentally friendly & energy efficient products

ผลิตภัณฑ์ที่เป็นมิตรต่อสิ่งแวดล้อมและประหยัดพลังงาน

Technical manuals & wiring diagrams are readily available

มีคู่มือทางเทคนิคและแผนการเดินสายไฟพร้อมใช้งาน

Design & manufacture elevator controller based on German Technology

ออกแบบ & ผลิตคอนโทรลเลอร์ลิฟต์ด้วยเทคโนโลยีจากเยอรมัน

Hotline 24/7 with technicians ready nationwide for emergency service. Fully stocked elevator spare parts are provided.

สายด่วนตลอด 24 ชั่วโมง พร้อมช่างเทคนิคให้บริการฉุกเฉินทั่วประเทศ มีอะไหล่ลิฟต์ครบครัน

No monopoly on spare parts

ไม่ผูกขาดอะไหล่

Prioritize user-friendly features & easy trouble shooting system

ออกแบบเพื่อให้ใช้งานง่าย พร้อมการตรวจสอบและแก้ไขปัญหาได้อย่างสะดวก

Able to provide customized designs

สามารถออกแบบตามความต้องการของลูกค้า

Innovative, safe, reliable & intelligent products

นวัตกรรม, ความปลอดภัย, ไว้วางใจได้ & ผลิตภัณฑ์อัจฉริยะ

Project References
Government Project



คณะแพทยศาสตร์ มหาวิทยาลัยขอนแก่น
Faculty of Medicine Khon Kaen University



พระตำหนักจักรีบงกช
Pratamnak Chakribongkoch



โครงการประชานิเวศน์ 3 การเคหะแห่งชาติ
Prachaniwet 3



ท่าอากาศยานนานาชาติอู่ตะเภา
U-Tapao International Airport



กรมชลประทาน
Royal Irrigation Department



หอสมุดแห่งชาติ
National Library

Hotel - Condominium Project

26 Elevators



ซันชายน์บีชเรสซิเดนท์
Sunshine Beach Residence



คาปรี เรสซิเดนท์ บางเทา
Capri Residence Bang Tao



โรงเรมซีไซด์ ในทอน
Seaside Naithon Hotel



เดอะ เบย์ สมุย รีสอร์ท
The Bay Samui Resort



ดวงจิตต์ รีสอร์ท & สปา
Duangjitt Resort & Spa



เฟนตาซี คอนโด กมลา
Fantasea Condo Kamala

Hospital Project



โรงพยาบาลลาดพร้าว
Ladprao General Hospital



โรงพยาบาลศรีนครินทร์ ขอนแก่น
Srinakarin Hospital



โรงพยาบาลสุราษฎร์ธานี
Suratthani Hospital



โรงพยาบาลสงขลานครินทร์
Songkhla Nakarin Hospital

Passenger Lift – Customized Design

Traction Types



Ceiling



COP & HOP



Push Button



Touch Screen Series



Inside Decoration
For Enclosed Lift


ASP-K12


ASP-K14A


ASP-K41


ASP-K88


ASP-K47


ASP-K52


ASP-K49


ASP-K42


ASP-K20

Cabin Floor Finishes

ASF-SO2

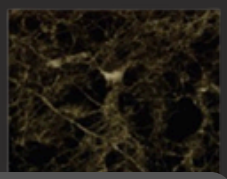
ASF-MO2

ASF-FO1


ASF-SO1


ASF-FR01


ASF-FR09


ASF-FR13


ASF-W03





Handrail
Customized Color


ASH-FS09


ASH-FS10


ASH-FS12


ASH-FS13


ASH-FS14

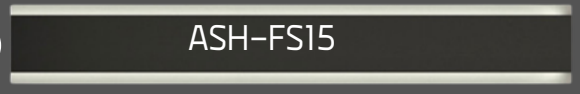
ASH-FS15


ASH-MO4


ASH-MO3

Passenger Lift Technical Data

Traction Type

Note : The drawings and specifications shown are for reference only.

A920 (MRL) & A930 (MMR)

MRL = Machine Room Less MMR = Mini Machine Room

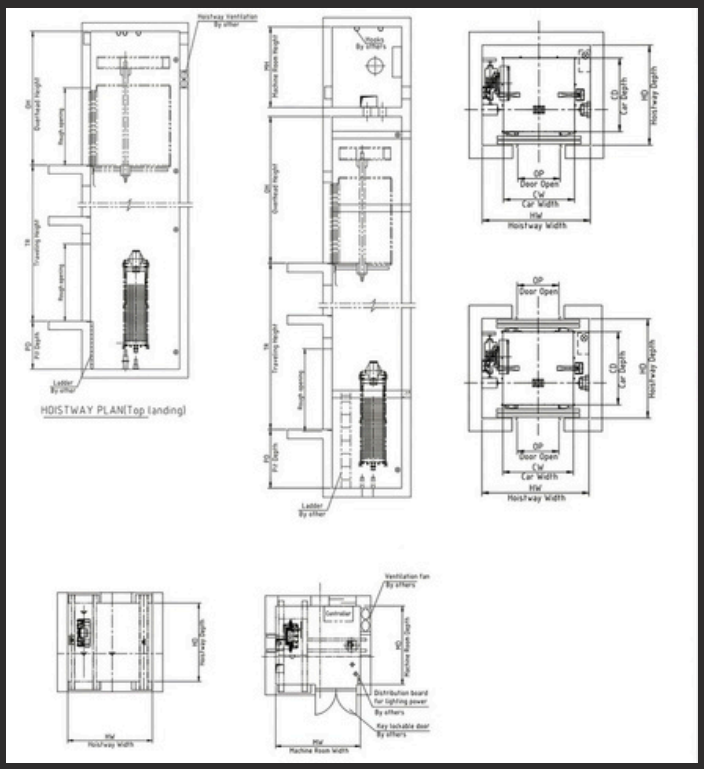

Speed(m/s)	Capacity		Car Size	Door Opening(mm)	Single Opening		Through Opening	
	Person	Load(kg)	CWxCD (mmxmm)		Std. Hoistway Size HWxHD (mmxmm)	Min. Hoistway Size HWxHD (mmxmm)	Std. Hoistway Size HWxHD (mmxmm)	Min. Hoistway Size HWxHD (mmxmm)
1.0, 1.5,1.75	8	630	1100x1400	CO 800	1850x1850	1750x1750 **	1850x1900	1750x1900 **
				CO 900 *	2000x1850	1950x1750	2000x1900	1950x1900
				SO 800/900 *	1750x1850 ***	1700x1825	1750x2050 ***	1700x2050
	10	800	1100x1700	CO 800	1850x2150	1750x2050	1850x2200	1750x2200
				CO 900 *	2000x2150	1950x2050	2000x2200	1950x2200
				SO 800/900 *	1750x2150 ***	1700x2125	1750x2350 ***	1700x2350
	13	1000	1100x2100	CO 800	1850x2550	1750x2450	1850x2600	1750x2600
				CO 900 *	2000x2550	1950x2450	2000x2600	1950x2600
				SO 800/900 *	1750x2550 ***	1700x2525	1750x2750 ***	1700x2750

Speed(m/s)	Capacity		Car Size	Door Opening(mm)	Single Opening		Through Opening	
	Person	Load(kg)	CWxCD (mmxmm)		Std. Hoistway Size HWxHD (mmxmm)	Min. Hoistway Size HWxHD (mmxmm)	Std. Hoistway Size HWxHD (mmxmm)	Min. Hoistway Size HWxHD (mmxmm)
1.0, 1.5,1.75	10	800	1350x1400	CO 800	2000x1850 ***	1950x1750	2000x1900	1950x1900
				CO 900 *	2050x1850	1950x1750	2050x1900	1950x1900
				CO 1000 *	2150x1850	2150x1750	2150x1900	2150x1900
	13	1000	1600x1400	CO 900	2250x1850 ***	2200x1750	2250x1900	2200x1900
				CO 1000 *	2300x1850	2200x1750	2300x1900	2200x1900
				CO 1100 *	2400x1850	2350x1750	2400x1900	2350x1900

Speed (mm)	Max. Travel (m)	Std. OH (mm)	Min. OH (mm)	Std. PIT (mm)	Min. PIT (mm)	Car Clear Height (CIH) (mm)	Door Height (mm)
1.0	40	3830	3800 ****	1400	1350	2200 (with 100mm false ceiling)	2100
1.5	60	3980	3950 ****	1500	1500		
1.75	75	4080	4000 ****	1550	1500		

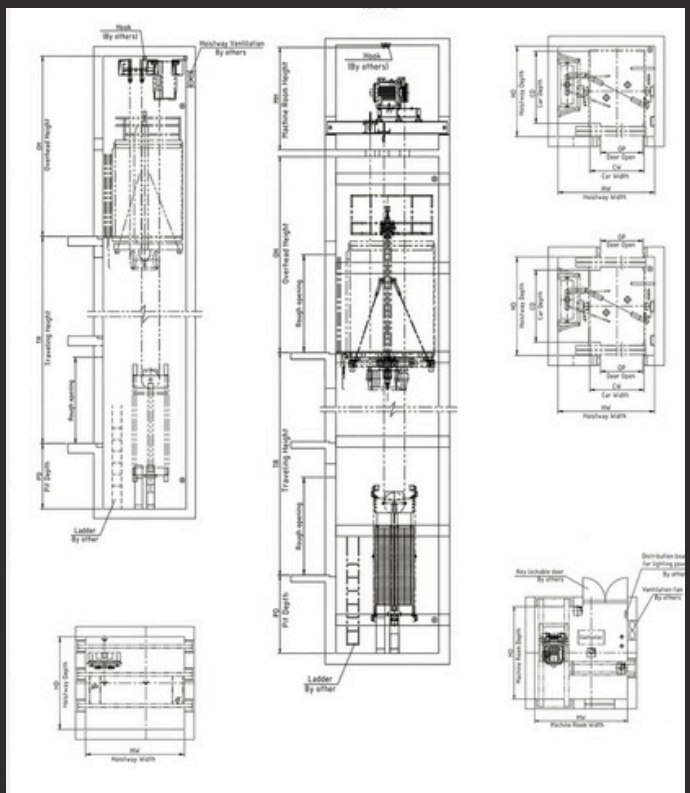

Speed(m/s)	Capacity		Car Size	Door Opening(mm)	Std. Hoistway Size / HWxHD (mmxmm)	
	Person	Load(kg)	CWxCD(mmxmm)		Single Opening	Through Opening
1.0, 1.5, 1.75	15	1150	1400x1800	CO 900	2500x2200	2500x2300
				SO 1100/1200 *	2500x2250	2500x2450
	16	1250	1400x1950	CO 900	2500x2350	2500x2450
				SO 1100/1200 *	2500x2400	2500x2600
	18	1350	1400x2100	CO 900	2500x2500	2500x2600
				SO 1100/1200 *	2500x2550	2500x2750
	21	1600	1400x2400	CO 900	2500x2800	2500x2900
				SO 1100/1200 *	2500x2850	2500x3050
	26	2000	1600x2500	SO 1100 SO 1200/1300/1400 *	2700x2950	2700x3150

Speed(m/s)	Capacity		Car Size	Door Opening(mm)	Std. Hoistway Size / HWxHD (mmxmm)	
	Person	Load(kg)	CWxCD(mmxmm)		Single Opening	Through Opening
1.0, 1.5,1.75	15	1150	1800x1400	CO 1000	2900x1850	2900x1900
				SO 1100/1200 *	2900x1850	2900x2050
	16	1250	1950x1400	CO 1100	3050x1850	3050x1900
				SO 1200/1300 *	3050x1850	3050x2050
	18	1350	1950x1500	CO 1100	3050x1900	3050x2000
				SO 1200/1300 *	3050x1950	3050x2150
	21	1600	1950x1700	CO 1100	3050x2100	3050x2200
				SO 1200/1300/1400 *	3050x2150	3050x2350
	26	2000	1950x2100	CO 1100	3050x2500	3050x2600
				SO 1200/1300/1400 *	3050x2550	3050x2750

Panoramic Lift – Traction Types

ASPE-G13



ASPE-G18



ASPE-G15





ASPE-G19

ASPE-G17



ASPE-G16

Panoramic Lift Technical Data

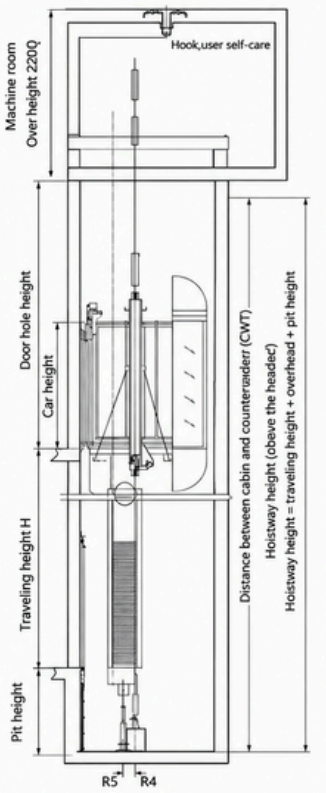

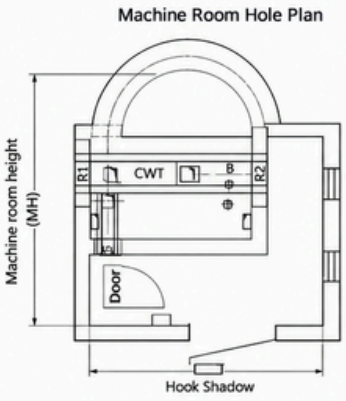

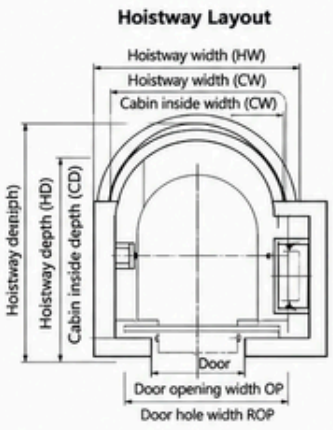

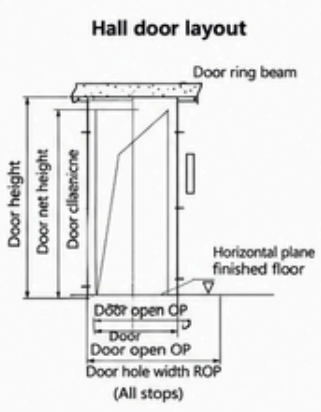

Rated Load KG/P	Speed m/s	Car Size (mm) CW × CD × CH	Door Opening Size (mm) OP × OPH	Hoistway Size (mm) HW/HD	Overhead OH	Pit Depth PH
800/10	1.0	1300×1700×2400	800×2100	2300×2300	4450	1900
	1.5				4600	1950
	1.75				4650	2000
1000/13	1.0	1400×1900×2400	900×2100	2400×2500	4450	1900
	1.5				4600	1950
	1.75				4650	2000
1150/15	1.0	1500×1900×2400	900×2100	2500×2500	4450	1900
	1.5				4600	1950
	1.75				4650	2000
1350/18	1.0	1500×2150×2400	900×2100	2500×2750	4450	1900
	1.5				4600	1950
	1.75				4650	2000
1600/21	1.0	1600×2200×2400	1000×2100	2600×2800	4450	1900
	1.5				4600	1950
	1.75				4650	2000

Schneider Lift & Escalator Since 1992

สอบถามเพิ่มเติม | รายละเอียด
089-699-1628
contact@asia-schneider.com

Hospital Lift – Traction Types



Hospital Lift Technical Data

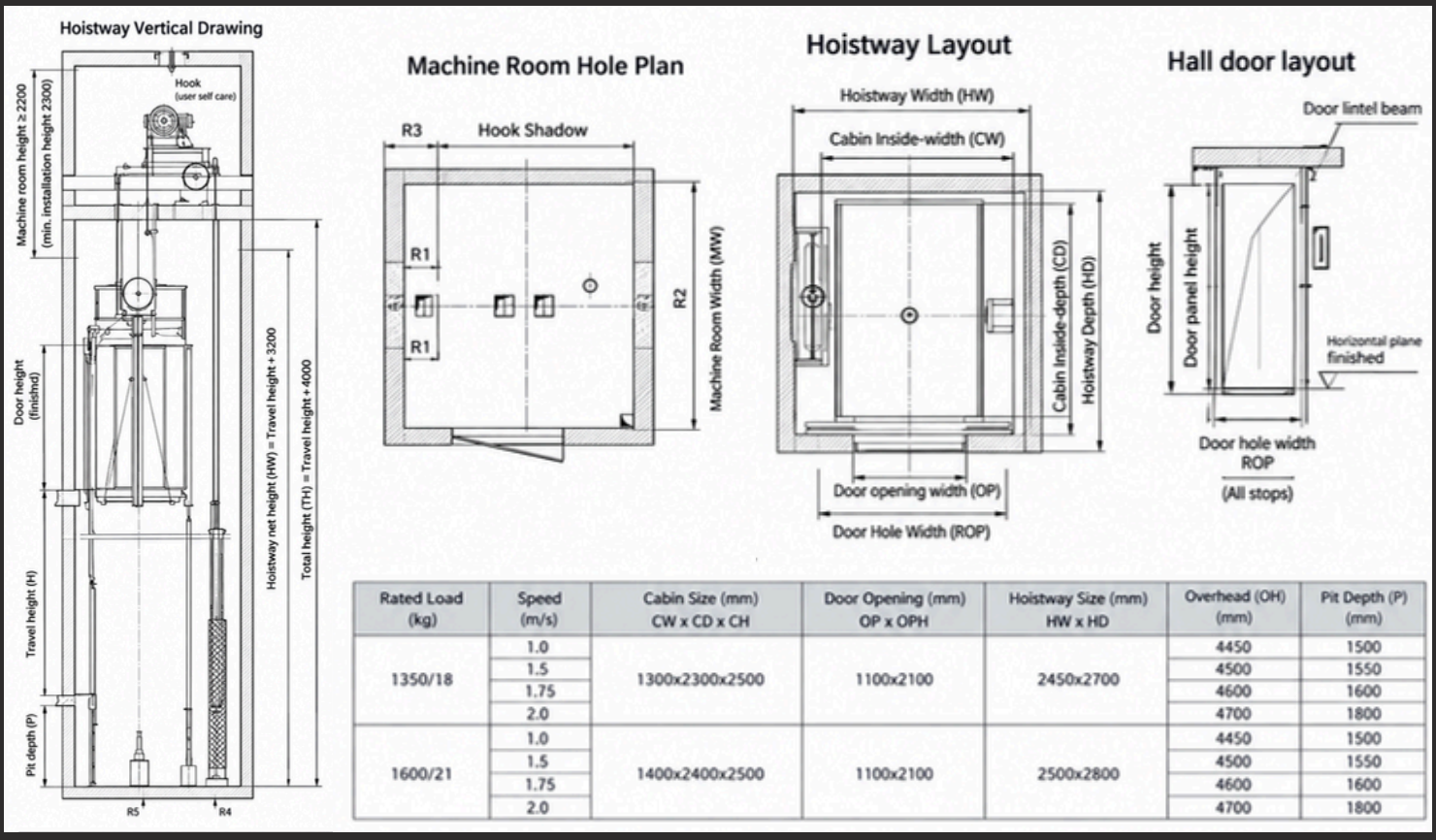

Rated Load (kg)	Speed (m/s)	Cabin Size (mm) CW x CD x CH	Door Opening (mm) OP x OPH	Hoistway Size (mm) HW x HD	Overhead (OH) (mm)	Pit Depth (P) (mm)
1350/18	1.0	1300x2300x2500	1100x2100	2450x2700	4450	1500
	1.5				4500	1550
	1.75				4600	1600
	2.0				4700	1800
1600/21	1.0	1400x2400x2500	1100x2100	2500x2800	4450	1500
	1.5				4500	1550
	1.75				4600	1600
	2.0				4700	1800

Freight Lift – Customized Design

Traction Types



Floor



Checker Plate

Ceiling



ASC-A01



ASC-A02

Freight Lift Technical Data

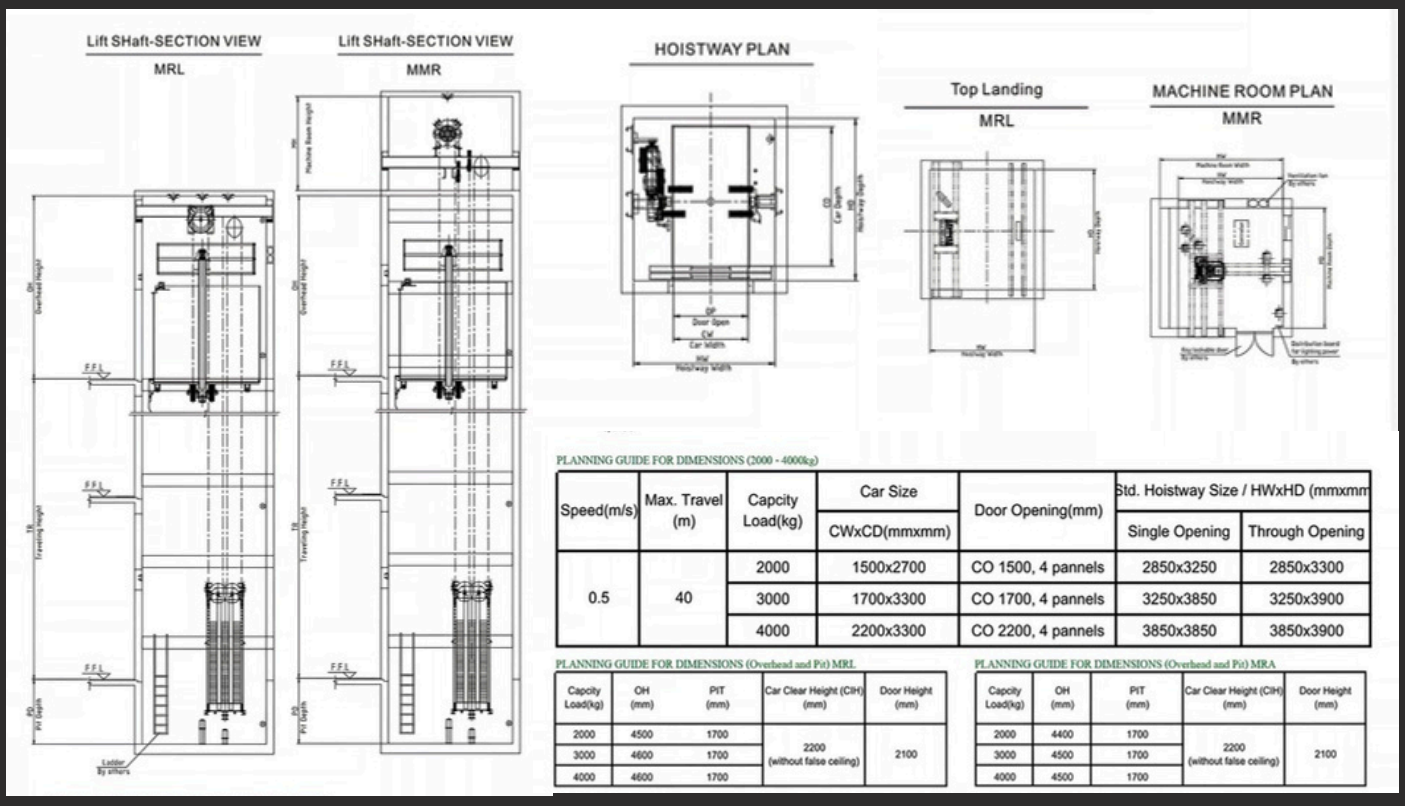

PLANNING GUIDE FOR DIMENSIONS (2000 - 4000kg)

Speed(m/s)	Max. Travel (m)	Capcity Load(kg)	Car Size CWxCD(mmxmm)	Door Opening(mm)	Std. Hoistway Size / HWxHD (mmxmm Single Opening	Through Opening
0.5	40	2000	1500x2700	CO 1500, 4 pannels	2850x3250	2850x3300
		3000	1700x3300	CO 1700, 4 pannels	3250x3850	3250x3900
		4000	2200x3300	CO 2200, 4 pannels	3850x3850	3850x3900

PLANNING GUIDE FOR DIMENSIONS (Overhead and Pit) MRL

Capcity Load(kg)	OH (mm)	PIT (mm)	Car Clear Height (CIH) (mm)	Door Height (mm)
2000	4500	1700	2200 (without false ceiling)	2100
3000	4600	1700		
4000	4600	1700		

PLANNING GUIDE FOR DIMENSIONS (Overhead and Pit) MRA

Capcity Load(kg)	OH (mm)	PIT (mm)	Car Clear Height (CIH) (mm)	Door Height (mm)
2000	4400	1700	2200 (without false ceiling)	2100
3000	4500	1700		
4000	4500	1700		

Dumbwaiter – Customized Design





Specification For Dumbwaiter

Rated Load : 100-500 kg

Speed (m/s) : 0.2-0.4

Drive Mode : AC Traction Drive

Structure Type :
Metal Frame Shaft, Construction Shaft

Cabin Type : Full Stainless Steel

Loading Mode :
Window/Table Type, Floor Type

Door Opening :
Single, Through, Right-angle, Three-direction

Open-Door Mode
Bi-parting, Upward Opening

Electric Details
TSA CP, 380VAC, 50HZ, 2-6KVA

Dumbwaiter – Technical Data

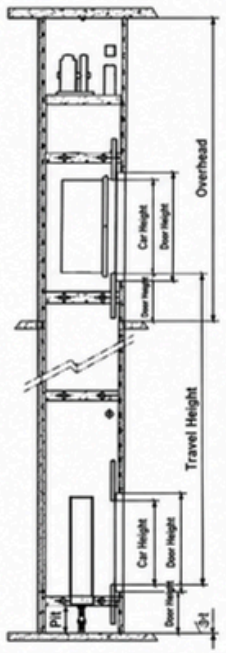

No.	Model	Capacity	Type	Car Size(mm)			Hoistway Size(mm)		Door Hole(mm)		OH	Pit	Entrance/CW
				Width	Depth	Height	Width	Depth	Width	Height			
1	A9DW100-WSR	100kg	Window type	500	500	800	900	950	800	1000	2800	0	Single Entrance & Rear CW
2	A9DW100-WSR	100kg	Window type	600	600	800	1000	1050	900	1000	2800	0	
3	A9DW200-WSR	200kg	Window type	700	700	800	1100	1150	1000	1000	2800	0	
4	A9DW200-WSR	200kg	Window type	800	800	800	1200	1250	1100	1000	2800	0	
5	A9DW100-WSS	100kg	Window type	500	500	800	1050	800	800	1000	2800	0	
6	A9DW100-WSS	100kg	Window type	600	600	800	1150	900	900	1000	2800	0	
7	A9DW200-WSS	200kg	Window type	700	700	800	1250	1000	1000	1000	2800	0	
8	A9DW200-WSS	200kg	Window type	800	800	800	1350	1100	1100	1000	2800	0	
9	A9DW250-FSR	250kg	Floor type	700	1000	1200	1100	1450	1000	1400	2750	800	Single Entrance & Rear CW
10	A9DW250-FSR	250kg	Floor type	800	1000	1200	1200	1450	1100	1400	2750	800	
11	A9DW300-FSR	300kg	Floor type	900	1000	1200	1300	1450	1200	1400	2750	800	
12	A9DW300-FSR	300kg	Floor type	1000	1000	1200	1400	1450	1300	1400	2750	800	
13	A9DW250-FSS	250kg	Floor type	700	1000	1200	1250	1300	1000	1400	2750	800	Single Entrance & Side CW
14	A9DW250-FSS	250kg	Floor type	800	1000	1200	1350	1300	1100	1400	2750	800	
15	A9DW300-FSS	300kg	Floor type	900	1000	1200	1450	1300	1200	1400	2750	800	
16	A9DW300-FSS	300kg	Floor type	1000	1000	1200	1550	1300	1300	1400	2750	800	
17	A9DW100-WTS	100kg	Window type	500	500	800	1050	850	800	1000	2800	0	Through Entrances & Side CW
18	A9DW100-WTS	100kg	Window type	600	600	800	1150	950	900	1000	2800	0	
19	A9DW200-WTS	200kg	Window type	700	700	800	1250	1050	1000	1000	2800	0	
20	A9DW200-WTS	200kg	Window type	800	800	800	1350	1150	1100	1000	2800	0	
21	A9DW250-FTS	250kg	Floor type	700	1000	1200	1250	1350	1000	1400	2750	800	Through Entrances & Side CW
22	A9DW250-FTS	250kg	Floor type	800	1000	1200	1350	1350	1100	1400	2750	800	
23	A9DW300-FTS	300kg	Floor type	900	1000	1200	1450	1350	1200	1400	2750	800	
24	A9DW300-FTS	300kg	Floor type	1000	1000	1200	1550	1350	1300	1400	2750	800	

Incline Lift





Origin of Incline Lift

Inclined elevators enable transportation solutions for numerous non-standard architectural structures, hillsides, and public transit facilities where vertical lifting systems are impractical. Inclined elevators enhance spatial transportation both inside and outside buildings, thereby broadening the creative possibilities for architects.

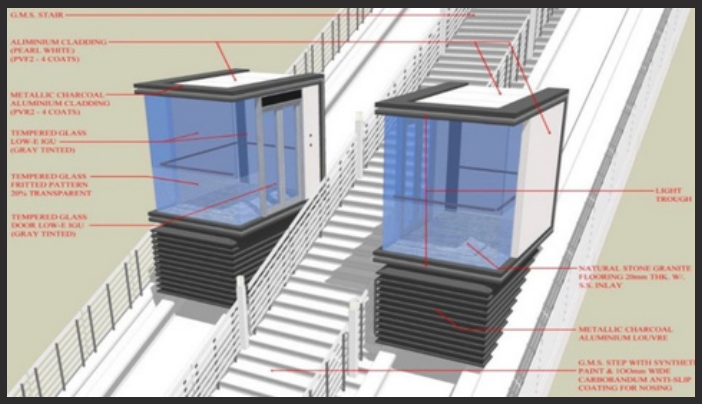

Side-mounted Dooropening

The direction of the car door is perpendicular to the direction of running for the side door structure.



Front-facing Dooropening

The direction of the car door is consistent with the direction of running for the front door structure.

Technical Advantage

Angle： 0-90 degrees

Velocity： ⩽4m/s

Load： ⩽7500kg

Length: Unlimited

Schneider Lift & Escalator Since 1992

Passenger / Hospital / Freight / Incline Lift



Passenger Lift



Hospital Lift

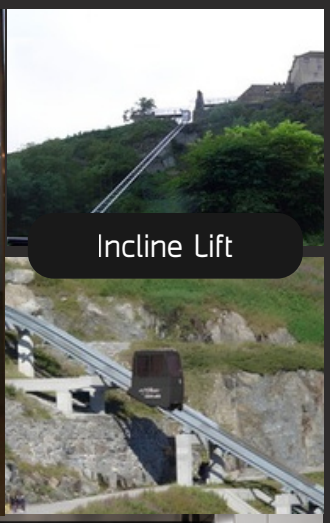

Incline Lift



Freight Lift



BANGKOK

Head Quarter Office

363, 365 Sukhapiban 5 Rd., Tarang, Bangkhen, Bangkok 10220 Thailand



PHUKET

Provincial Office

6/12 Moo 2, T. Chalong, A. Muangphuket, Phuket 83130

Schneider Lift & Escalator Since 1992

สอบถามเพิ่มเติม | รายละเอียด
089-699-1628
contact@asia-schneider.com